



PT SELAMAT SEMPURNA Tbk

MANUFACTURER OF AUTOMOTIVE PARTS
MEMBER OF ADR GROUP - AUTOMOTIVE DIVISION

Investor Relations

3M 2026 Performance

Last Update : 29 April 2026

FACT SHEET ABOUT PT SELAMAT SEMPURNA Tbk

- ❑ PT Selamat Sempurna Tbk is the flagship company of ADR Group (Automotive Division)
- ❑ The Largest Filter Manufacturer in the region
- ❑ The Most Comprehensive range of products
- ❑ Serve more filtration and radiator products than any other auto component company
- ❑ Exported to more than **125** countries worldwide
- ❑ Trademark Registration in more than **130** countries worldwide
- ❑ Approximately 85% of our revenue is recurring aftermarket revenue
- ❑ Strong Balance Sheet and Cash Flow

COMPOSITION OF SHAREHOLDERS

Shareholders	Number of Shares Issued and Fully Paid	%	Amount (IDR)
PT Adrindo Intiperkasa	2,910,392,136	50.54%	72,759,803,400
Others (each with ownership interest below 5%)	2,848,283,304	49.46%	71,207,082,600
Total	5,758,675,440	100.00%	143,966,886,000

Share Ownership March 31, 2026	Number of Investors	%	Number of Shares	%
Foreign Institutions	148	1.11%	1,565,169,449	27.18%
Local Institutions	79	0.60%	3,137,093,279	54.48%
Foreign Individuals	19	0.14%	4,509,860	0.08%
Local Individuals	13,030	98.15%	1,051,902,852	18.27%
Total	13,276	100%	5,758,675,440	100%

THE PRODUCTION PLANTS



2 production sites in Indonesia
Kapuk, Jakarta Province and
Tangerang, Banten Province



Kapuk Plant (Heat Exchange)




Tangerang Plant (Filtration & Other Products)



▪ Radiators : 1.95 millions pieces per year

▪ Filters : 96 millions pieces per year

MAIN PRODUCTS



OTHER PRODUCTS



DUMP HOIST



COOLANT



BRAKE PARTS

ONE STOP SHOP FOR THERMAL SYSTEM & FILTRATION


- Approx. 10,000 part numbers available, filters and radiator.
- Automotive, Commercials, Heavy Equipment, Marines and Industrial sectors for American, European and Asian applications.
- Approx. 300 Filters & Radiators new part numbers every year.




THERMAL SYSTEM PRODUCT RANGE



- Automotive Radiators
(Copper Brass, Aluminum Plastic, All Aluminum)



- Heavy Equipment & Industrial Radiators



- Condenser
- Intercooler
- Evaporator



FILTRATION PRODUCT RANGE

Heavy Equipment & Industrial Filter

(Air, Oil, Fuel, Cabin, Hydraulic, Transmission, Coolant, Separator, HEPA, EDM, Dust Collector)



Automotive Filter

(Air, Oil, Fuel, Cabin, Transmission)



Non-Engine Filter

HVAC Filter, Air Purifier Filter, Gas Turbine Filter



FILTRATION PRODUCT TYPES



AIR FILTERS



OIL FILTERS



FUEL FILTERS



CABIN AIR FILTERS



TRANSMISSION FILTERS



COOLANT FILTERS



HYDRAULIC FILTERS



AIR/OIL SEPARATOR




**FUEL FILTER/
WATER SEPARATOR**



EDM FILTER



AIR PURIFIER FILTER




HVAC FILTER

AIR PURIFIER FILTER & HVAC FILTER



Nowadays, the air pollution around the world harms our health. Breathing quality air is critical for good health, especially indoors. Sakura HVAC Filters & Air Purifier Filters will ensure your indoor environment is clean and provide ultimate protection to your health.

Air Purifier Filters



HVAC Filters



HVAC / HEPA FILTRATIONS



Automotive

- Cabin Air Filters
- Selling to store and online



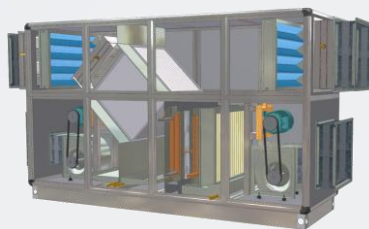
Building Air Ventilation Installation

- Supply HVAC Filters in Building, Factory and Airports



Air Cleaner System Manufacturer & Home Appliances

- Supply OE Air Filter in AHU
- Supply OE Air Filter in Air Purifier Unit
- Air Purifier Filters



Filters Industrial

- EDM Filters
- Air/Oil Separators
- Gas Turbine Filters



KNOW OUR MARKET – MAIN HEAVY EQUIP. RANGE & SUB-RANGE

Range:

Construction



Mining



Agriculture



Forestry



Other Industry



Sub-Range (Equipment Type):

Construction

Mining

Agriculture

Forestry

Other Industry



Excavator/
Shovel



Wheel
Loader



Crane



Asphalt
Finisher



Excavator/
Shovel



Dump Truck



Articulated
Dump Truck



Tractor



Skidder



Forklift



Dozer



Compaction



Mini
Excavator



Skid Steer



Wheel Loader



Dozer



Dragline



Combine
Harvester



Harvester




Telescopic



Grader



Backhoe Loader



Scraper



Telescopic



Grader



Backhoe Loader



Drill

OTHER PRODUCTS



DUMP HOIST

Dump Trucks, Hoists and Special Purpose Vehicles



OTHER PRODUCTS

Fuel Tank



Exhaust System & Muffler



Wiper Blade



Brake Pads



Brake Shoe





SAKURA AIR PURIFIER

We spend most of our time indoors, where the air we breathe can be up to 5 times more polluted than outdoors.

Sakura Air Purifier reduces the transmission of airborne viruses and eliminate air pollutants at home, office and other indoor environments.



SAP-415

(Room size 7 - 15 m²)



SAP-524

(Room size 8 - 24 m²)



SAP-743

(Room size 28 - 43 m²)



SAP-796

(Room size 59 - 96 m²)

LIST OF OEM/OES

- ANTONIO CARRARO
- ATLAS COPCO
- BELL
- BOMAG
- CARRIER
- CLARK
- CNHI
- COMBILIFT
- DAIHATSU
- DFSK
- GEHL
- GENERAL MOTORS
- HELI
- HINO
- HITACHI
- HYSTER
- HYUNDAI
- ISEKI
- ISUZU
- KATO
- KUBOTA
- LIEBHERR
- LIUGONG
- MANITOU
- MATHIEU
- MAZDA
- MITSUBISHI
- NANNI DIESEL
- NISSAN
- REHLKO
- SDE
- SUBARU
- SUMITOMO
- SUNWARD
- SUZUKI
- TAKEUCHI
- TCM
- TECNOCAR
- TEREX
- TOYOTA
- VESTAS
- VOLVO
- YALE
- YANMAR
- ETC

Filters

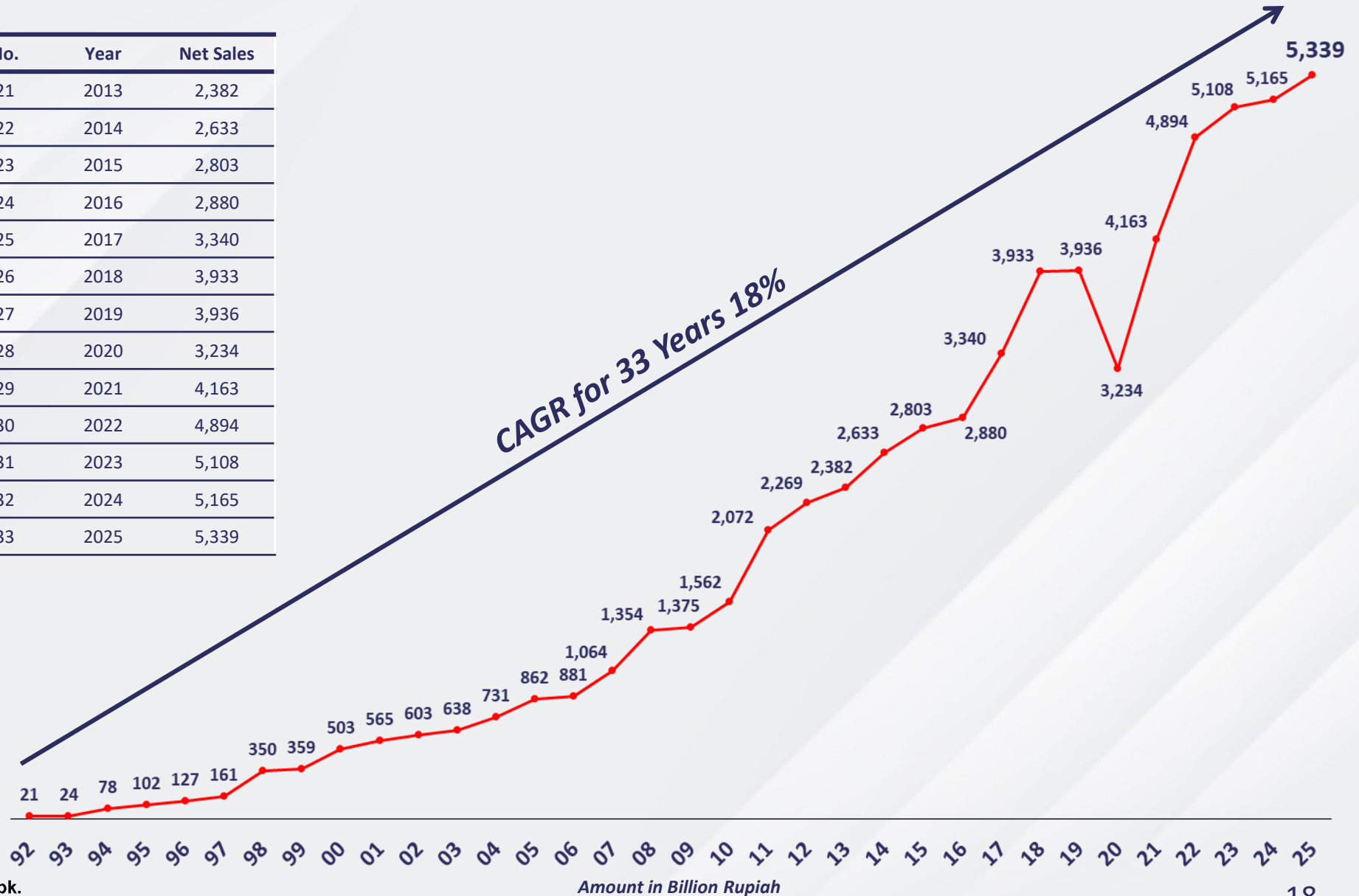
- **1984:** Donaldson Company Inc., USA (PT Panata Jaya Mandiri)
- **1985:** Mahle Japan Limited, Japan
(formerly Tsuchiya Manufacturing Co. Ltd., Japan)
- **1988:** Tokyo Roki Co., Ltd., Japan (PT Selamat Sempurna Tbk)

Radiators & Others

- **1979:** Tokyo Radiators Mfg. Co. Ltd., Japan
(Radiator - PT Selamat Sempurna Tbk)
- **1982:** Usui Kokusai Sangyo Kaisha Ltd., Japan
(Brake Pipes - PT Selamat Sempurna Tbk)
- **1989:** ShinMaywa Industrial Co. Ltd., Japan
(PT Hydraxle Perkasa)
- **2013:** Sueyoshi Kogyo Co. Ltd., Japan
(Fuel Tank and Hydraulic Tank for Construction Machinery - PT Selamat Sempurna Tbk)

33 YEARS OF CAGR SALES

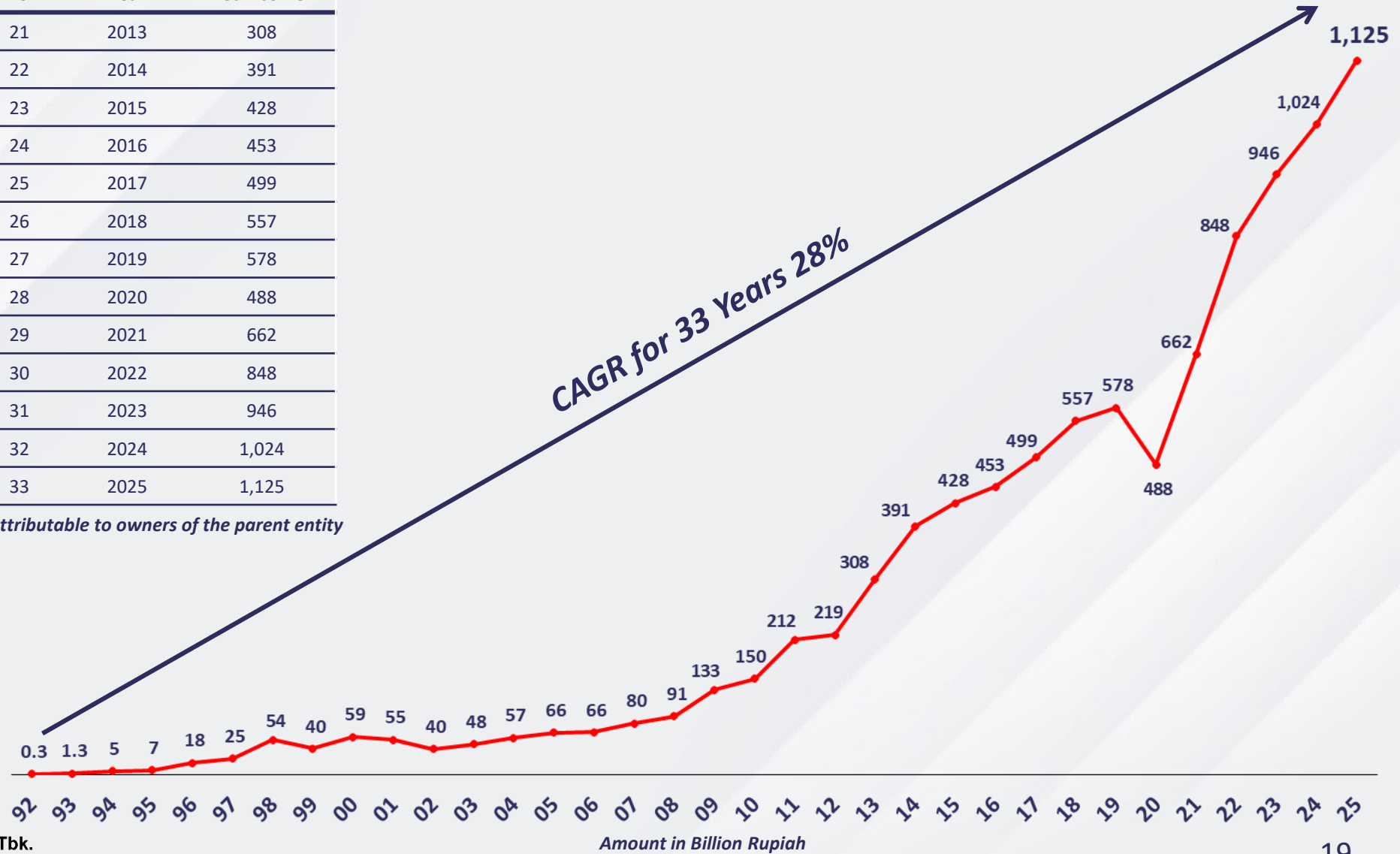
No.	Year	Net Sales	No.	Year	Net Sales
	1992	21	21	2013	2,382
1	1993	24	22	2014	2,633
2	1994	78	23	2015	2,803
3	1995	102	24	2016	2,880
4	1996	127	25	2017	3,340
5	1997	161	26	2018	3,933
6	1998	350	27	2019	3,936
7	1999	359	28	2020	3,234
8	2000	503	29	2021	4,163
9	2001	565	30	2022	4,894
10	2002	603	31	2023	5,108
11	2003	638	32	2024	5,165
12	2004	731	33	2025	5,339
13	2005	862			
14	2006	881			
15	2007	1,064			
16	2008	1,354			
17	2009	1,375			
18	2010	1,562			
19	2011	2,072			
20	2012	2,269			



33 YEARS OF CAGR NET INCOME

No.	Year	Net Income*	No.	Year	Net Income*
	1992	0.3	21	2013	308
1	1993	1.3	22	2014	391
2	1994	5	23	2015	428
3	1995	7	24	2016	453
4	1996	18	25	2017	499
5	1997	25	26	2018	557
6	1998	54	27	2019	578
7	1999	40	28	2020	488
8	2000	59	29	2021	662
9	2001	55	30	2022	848
10	2002	40	31	2023	946
11	2003	48	32	2024	1,024
12	2004	57	33	2025	1,125
13	2005	66			
14	2006	66			
15	2007	80			
16	2008	91			
17	2009	133			
18	2010	150			
19	2011	212			
20	2012	219			

**) attributable to owners of the parent entity*

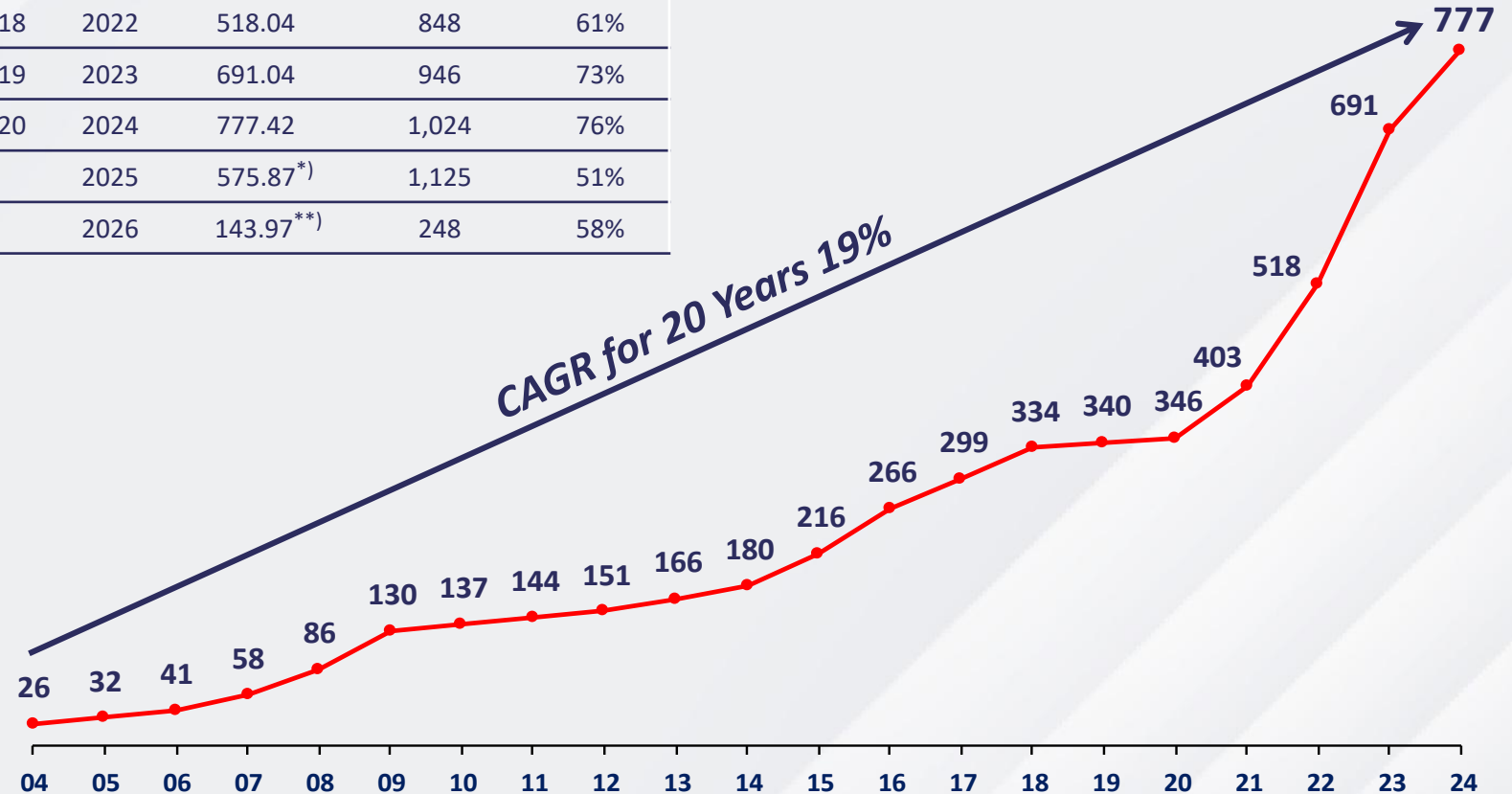


20 YEARS CONSECUTIVE DIVIDEND PAYMENT GROWTH

No.	Book Year	Total Dividend (In Bio IDR)	Net Income (In Bio IDR)	Payout Ratio
	2004	25.97	57	45%
1	2005	32.47	66	49%
2	2006	41.08	66	62%
3	2007	57.59	80	72%
4	2008	86.38	91	94%
5	2009	129.57	133	98%
6	2010	136.77	150	91%
7	2011	143.97	212	68%
8	2012	151.17	219	69%
9	2013	165.56	308	54%
10	2014	179.96	391	46%
11	2015	215.95	428	51%
12	2016	266.34	453	59%
13	2017	299.45	499	60%
14	2018	334.00	557	60%
15	2019	339.76	578	59%
16	2020	345.52	488	71%
17	2021	403.01	662	61%

No.	Book Year	Total Dividend (In Bio IDR)	Net Income (In Bio IDR)	Payout Ratio
18	2022	518.04	848	61%
19	2023	691.04	946	73%
20	2024	777.42	1,024	76%
	2025	575.87 ^{*)}	1,125	51%
	2026	143.97 ^{**)}	248	58%

- Paid quarterly dividend since 2015 = 44 times
- Increased annually for 20 years
- Total Dividend paid since 1996 Rp6.23 Trillion



Dividend Distribution within year 2025:

- ^{*)} 1st Interim Dividend For 2025 Financial Year : IDR 144 Bio on May 27, 2025
- 2nd Interim Dividend For 2025 Financial Year : IDR 202 Bio on Aug 26, 2025
- 3rd Interim Dividend For 2025 Financial Year : IDR 230 Bio on Nov 25, 2025

Dividend Distribution within year 2026:

- ^{**)} 1st Interim Dividend For 2026 Financial Year : IDR 144 Bio on May 26, 2026

DIVIDEND POLICY, Dividend percentage of net income are:

- Net income up to Rp 10 billion : 35% ;
- Net income above Rp 10 billion - Rp 30 billion : 40% ;
- Net income above Rp 30 billion : 45%.

CONTINUOUS IMPROVEMENT OF CORPORATE GOVERNANCE SCORE

[Assessment by IICD]



SCORE (POINTS)

MIN. REQUIREMENT	FAIR	GOOD	VERY GOOD	LEADERSHIP IN CG
Comply the minimum standards according to laws and regulations	There is a strong awareness and efforts to adopt international standards	Has adopted some of the international standards	Has fully adopted the international standards	Exceeding level 1 (Structure of ACGS)
(Level 1) 60.00 - 69.99	(Level 2) 70.00 - 79.99	(Level 3) 80.00 - 89.99	(Level 4) 90.00 - 100.00	(Level 5) > 100

SUMMARY PERFORMANCE 3M 2026

	3 Months ended March 31 st ,2026		Changes
Net Sales	IDR 1.23 T	↓	1.82%
Profit for the Period*	IDR 0.25 T	↓	6.27%
EPS	IDR 43	↓	6.27%

** attributable to owners of the parent entity*

COMPARATIVE FINANCIAL HIGHLIGHTS

Financial Highlights	3 Months Ended		Increase/ (Decrease)	%	Compare Q to Y	
	3M 2026	3M 2025			3M 2026	2025
Net Sales	1,232	1,255	(23)	(1.82%)	1,232	5,339
Gross Profit	458	441	17	3.76%	458	1,978
Operating Profit	338	351	(13)	(3.65%)	338	1,502
Profit for the period attributable to:						
Owners of the parent entity	248	265	(17)	(6.27%)	248	1,125
Non-controlling Interests	26	22	3	15.56%	26	96
Current Assets	4,027	3,798	229	6.04%	4,027	3,724
Total Assets	5,480	5,179	302	5.82%	5,480	5,163
Current Liabilities	678	691	(13)	(1.84%)	678	630
Total Liabilities	897	953	(56)	(5.83%)	897	856
Equity attributable to						
Owners of the parent company	4,063	3,749	314	8.37%	4,063	3,808
Non-controlling Interests	520	477	43	9.07%	520	498
EPS	43	46	(3)	(6.27%)	43	195

Amount In Billion Rupiah except Earning per Share

FINANCIAL RATIO

Financial Ratio	Compare Q to Q		Compare Q to Y	
	3M 2026	3M 2025	3M 2026	2025
Net Sales Growth	(2%)			
Total Asset Growth	6%		6%	
Total Equity Growth	8%		6%	
Gross Profit Margin	37%	35%	37%	37%
Operating Margin	27%	28%	27%	28%
Profit Margin*	20%	21%	20%	21%
Return on Assets	5%	6%	5%	24%
Return on Equity*	5%	6%	5%	26%
Total Debt/Total Assets	16%	18%	16%	17%
Total Debt/Total Equity	20%	23%	20%	20%
Current Ratio	594%	550%	594%	591%

Note:

* Attributable to owners of the parent entity

SALES PERFORMANCE 3M 2026 [3 MONTHS ENDED]

Market	Sales (IDR)				Increase / (Decrease)	
	3M 2026	%	3M 2025	%	IDR	%
Domestic	462	38%	466	37%	(4)	(0.92%)
Overseas	770	62%	789	63%	(19)	(2.35%)
Total	1,232	100%	1,255	100%	(23)	(1.82%)

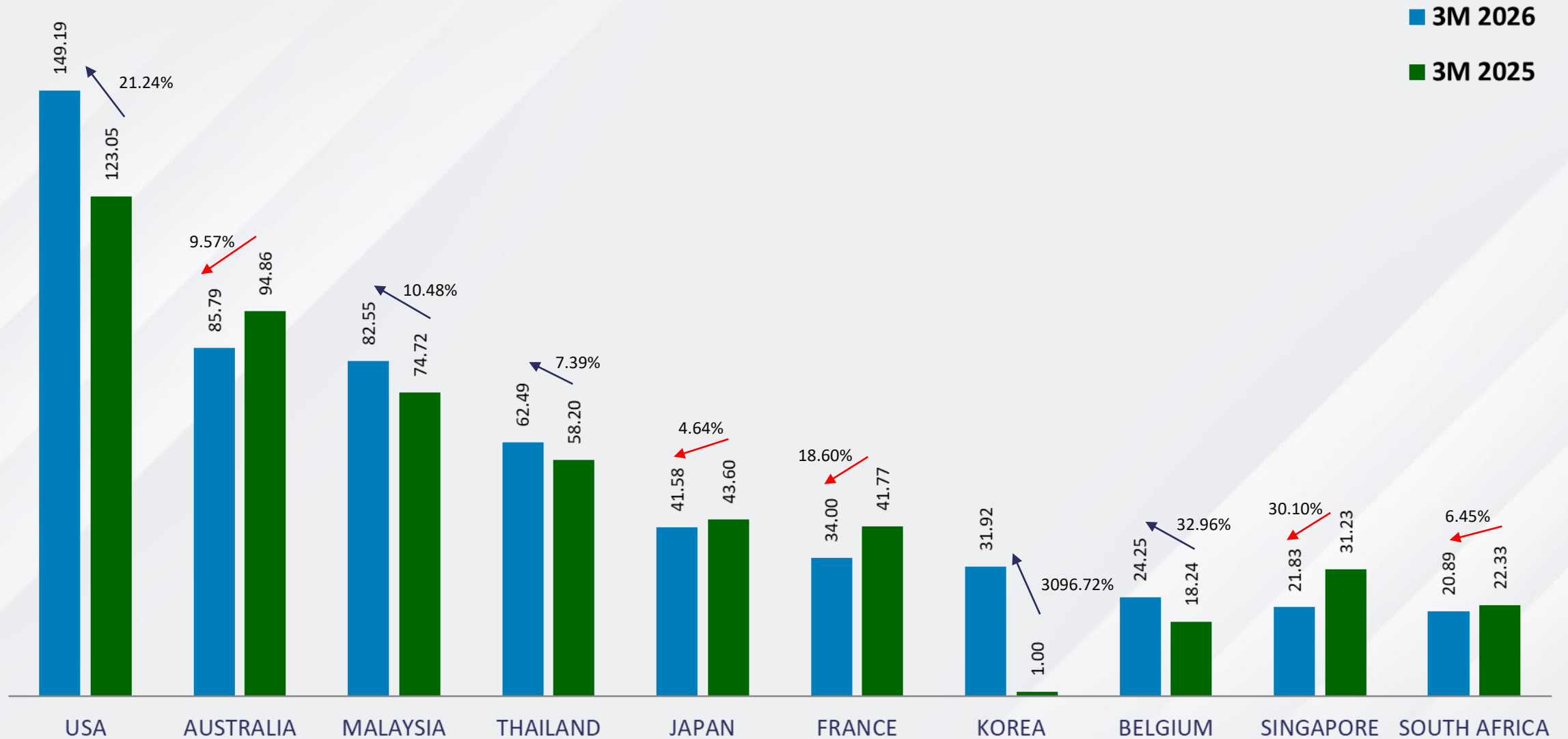
Product	Sales (IDR)				Increase / (Decrease)	
	3M 2026	%	3M 2025	%	IDR	%
Filter	869	71%	937	75%	(68)	(7.28%)
Radiator	142	12%	137	11%	5	3.41%
Body Maker	43	3%	43	3%	(0.05)	(0.11%)
Trading	418	34%	382	31%	36	9.68%
Others	51	4%	52	4%	(1)	(1.93%)
(Elimination)	(291)	(24%)	(296)	(24%)	5	1.62%
Total	1,232	100%	1,255	100%	(23)	(1.82%)

SALES BY GEOGRAPHICAL

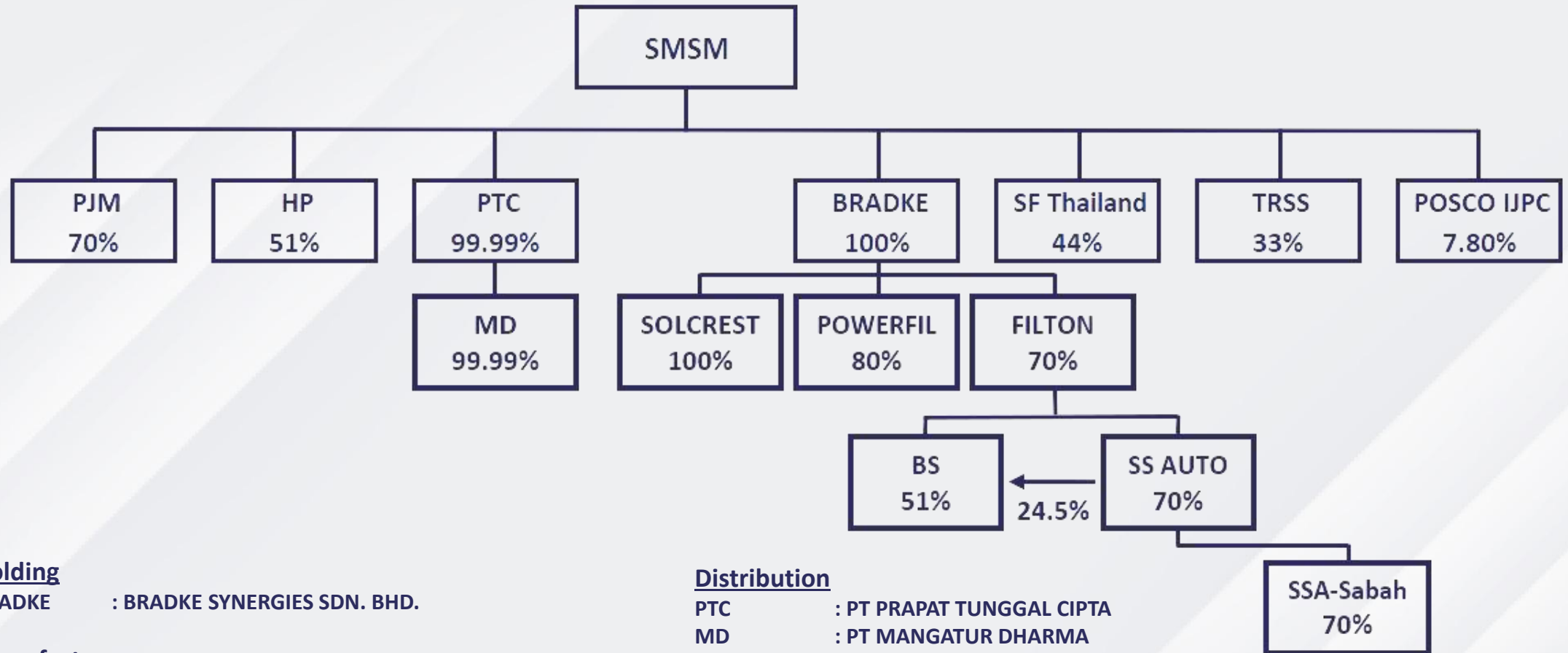
Geographical	3M 2026		3M 2025		Increase/ (Decrease)
	IDR	%	IDR	%	
Domestic	462	38%	466	37%	(0.92%)
Overseas					
Asia	326	26%	306	24%	6.84%
America	220	18%	188	15%	17.23%
Australia	100	8%	108	9%	(7.86%)
Europe	95	8%	158	13%	(39.58%)
Africa	29	2%	29	2%	(2.93%)
Total	1,232	100%	1,255	100%	(1.82%)

TOP 10 EXPORT DESTINATIONS BY COUNTRIES

[sort by sales 3M 2026 - in Bio IDR]



STRUCTURE OF SMSM WITH THE SUBSIDIARIES & ASSOCIATES [31 MAR 2026]



Holding

BRADKE : BRADKE SYNERGIES SDN. BHD.

Manufacture

PJM : PT PANATA JAYA MANDIRI

HP : PT HYDRAXLE PERKASA

TRSS : PT TOKYO RADIATOR SELAMAT SEMPURNA

POSCO IJPC : PT POSCO INDONESIA JAKARTA PROCESSING CENTER

FILTON : FILTON INDUSTRIES SDN. BHD.

Distribution

PTC : PT PRAPAT TUNGGAL CIPTA

MD : PT MANGATUR DHARMA

SOLCREST : SOLCREST PTY LTD.

POWERFIL : POWERFIL AUTOPARTS SDN. BHD.

BS : BS ENTERPRISE SDN. BHD.

SS AUTO : S.S AUTO SDN. BHD.

SS A-Sabah : S.S AUTO (Sabah) SDN. BHD.

SF THAILAND : SURE FILTER THAILAND CO., LTD.

Branches of PTC :

JABODETABEK, The Greater Jakarta

MAKASSAR, South Sulawesi

MEDAN, North Sumatra

PEKANBARU, Riau

SURABAYA, East Java

SAMARINDA, East Kalimantan

ACHIEVEMENT 2026

Month	Achievement
March	<p>[March 6, 2026] - PT Tokyo Radiator Selamat Sempurna (an associate entity of PT Selamat Sempurna Tbk) was awarded the "Excellent OEM Delivery Performance in 2025" by PT Isuzu Astra Motor Indonesia.</p>
March	<p>[March 6, 2026] - PT Tokyo Radiator Selamat Sempurna (an associate entity of PT Selamat Sempurna Tbk) was awarded the "Excellent OES Delivery Performance in 2025" by PT Isuzu Astra Motor Indonesia.</p>
	<p>[March 6, 2026] - PT Tokyo Radiator Selamat Sempurna (an associate entity of PT Selamat Sempurna Tbk) was awarded the "Excellent Cost-Efficiency Effort in 2025" by PT Isuzu Astra Motor Indonesia.</p>



Sakura Filter Indonesia



Shopee Mall



Thank You

Visit us at www.smsm.co.id

Follow us at  [@sakurafilter.indonesia](https://www.instagram.com/sakurafilter.indonesia)

Disclaimer:

This presentation has been prepared by PT Selamat Sempurna Tbk independently and is circulated for the purpose of general information only. It is not intended for the specific person who may receive this presentation. The information in this presentation has been obtained from sources which we deem reliable. No warranty (expressed or implied) is made as to the accuracy or completeness of the information. All opinions and estimations included in this presentation constitute our judgment as of this date and are subject to change without prior notice. We disclaim any responsibility or liability whatsoever arising which may be brought or suffered by any person as a result of acting in reliance upon the whole or any part of the contents of this report and neither PT Selamat Sempurna Tbk and/or its affiliated companies and/or their respective employees and/or agents accepts liability for any errors, omissions, negligent or otherwise, in this report and any inaccuracy herein or omission here from which might otherwise arise.

Cautionary note on forward-looking statements:

This presentation may contain statements regarding the business of PT Selamat Sempurna Tbk ("The Company") and its subsidiaries that are of a forward-looking nature and are therefore based on management's assumptions about future developments. Forward-looking statements involve certain risks and uncertainties because they relate to future events. Actual results may vary materially from those targeted, expected or projected due to several factors. Potential risks and uncertainties includes such factors as general economic conditions, foreign exchange fluctuations, interest rate changes, commodity price fluctuations and regulatory developments. The reader and/or listener is cautioned to not unduly rely on these forward-looking statements. We do not undertake any duty to publish any update or revision of any forward-looking statements.